



Presentation of Financials

Fiscal Year Ended March, 2026

ASTI Corporation

Tokyo Stock Exchange Standard Market
Security Code : 6899

1. Financial Result Summary for FYE Mar 2026



● Consolidated Overview

(Unit : Million Yen)

	FYE March 2025	FYE March 2026	Difference	Difference %
Net Sales	65,441	62,400	▲3,041	▲4.6%
Operating Profit	1,517	1,302	▲215	▲14.2%
Ordinary Profit	1,584 (Note1)	1,326 (Note2)	▲258	▲16.3%
Profit Attributable to Owners of the Parent	624	712 (Note3)	+ 88	+ 14.0%
Earning Per Share for the quarter (JPY)	199.92	228.01	+28.09	—

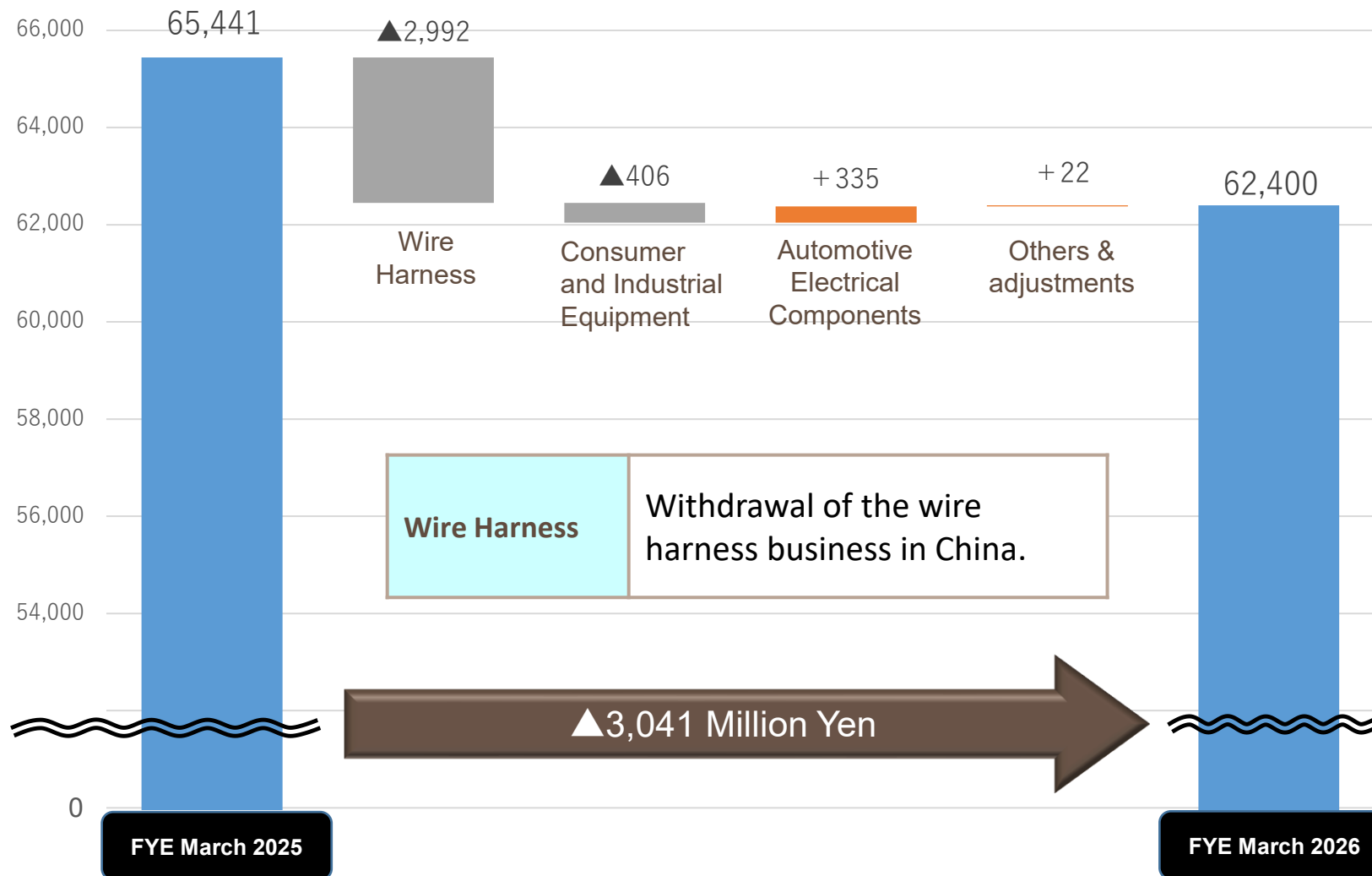
Note1. A foreign exchange loss of 44 Million Yen has been recorded under non-operating expenses (Exchange Rate : 149.53Yen/USD as of end March 2025)

Note2. A foreign exchange loss of 30 Million Yen has been recorded under non-operating expenses (Exchange Rate : 159.93Yen/USD as of end March 2026)
Subsidy Income of 67 Million Yen has been recorded under non-operating income.

Note3. Gain on sale of property, plant and equipment at China's subsidiary, amounting to 602 Million Yen, has been recorded under extraordinary income.
Loss of 854 million Yen related to business restructuring at the Chinese subsidiary has been recorded under extraordinary losses.

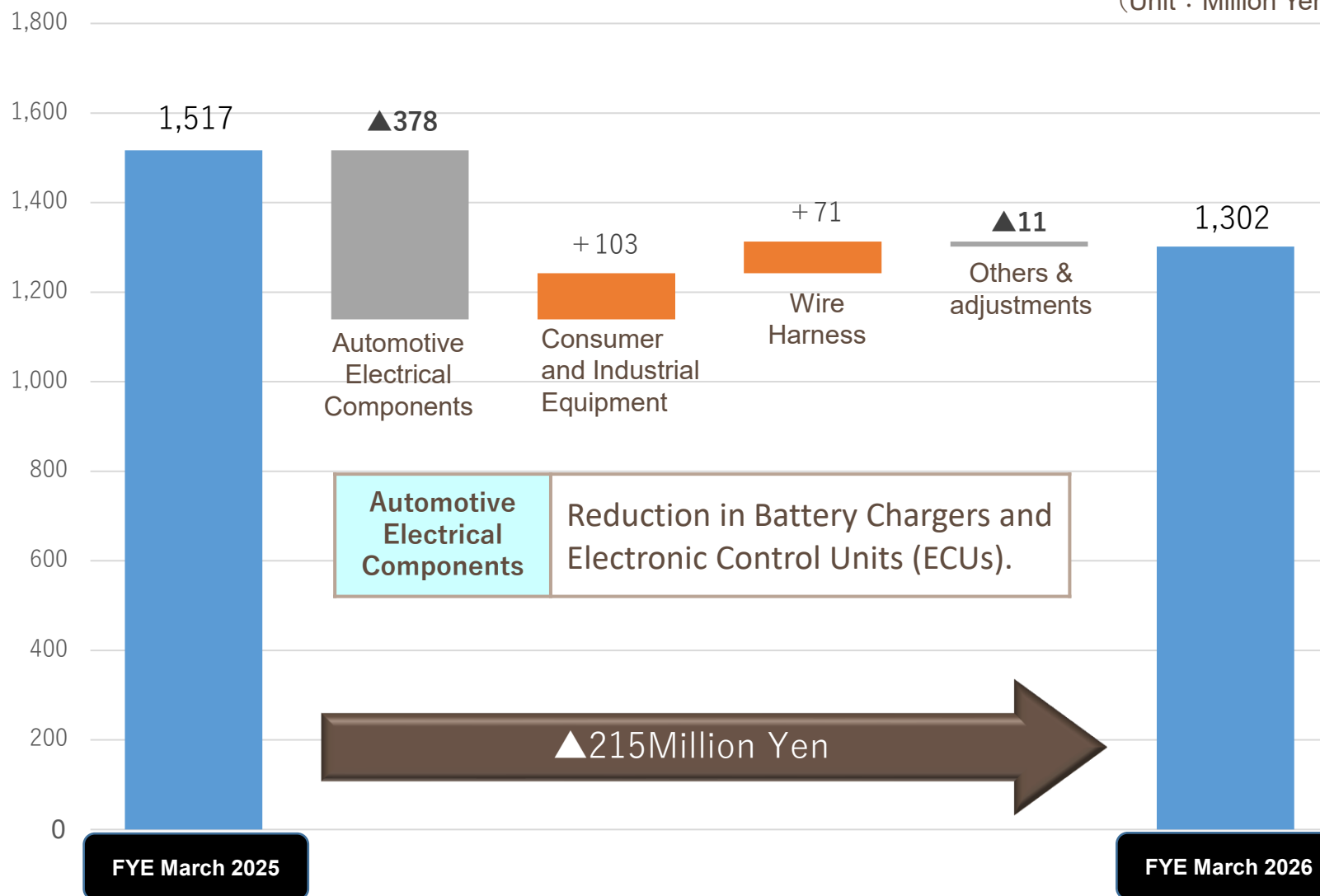
● Analysis of changes in consolidated Net Sales (Segment-wise)

(Unit : Million Yen)



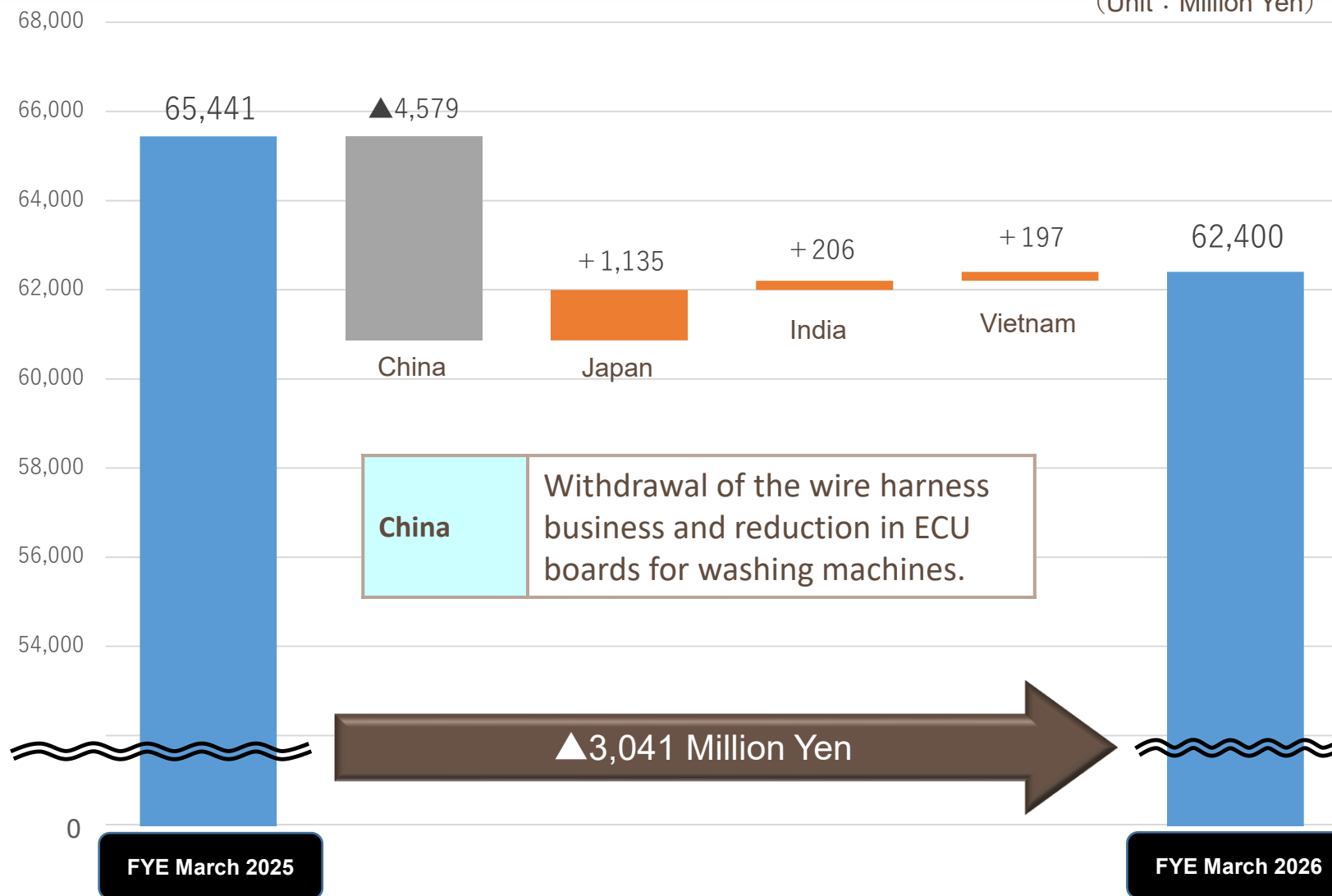
● Analysis of changes in consolidated Operating Profit (Segment-wise)

(Unit : Million Yen)



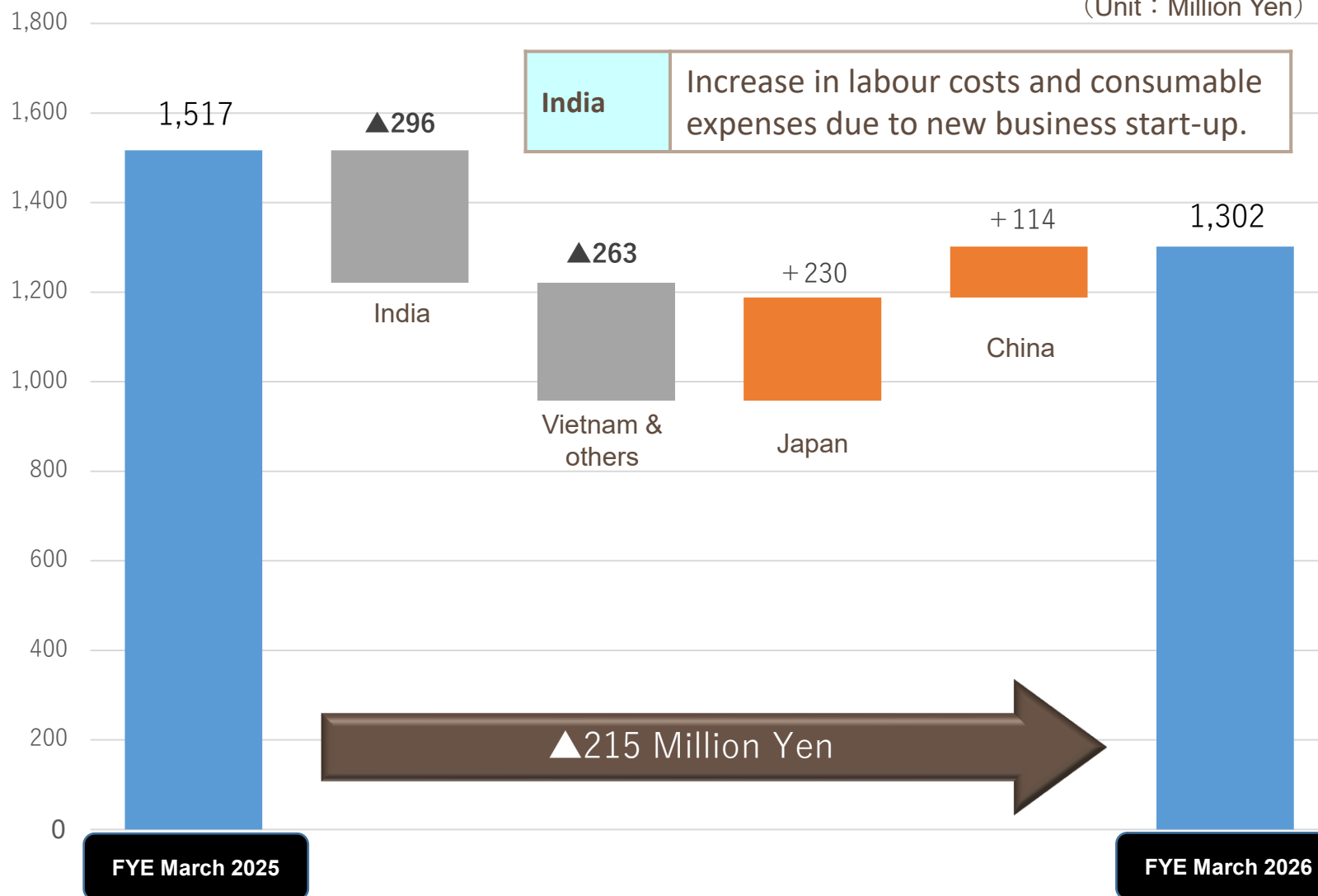
● Analysis of changes in consolidated Net Sales (Country-wise)

(Unit : Million Yen)

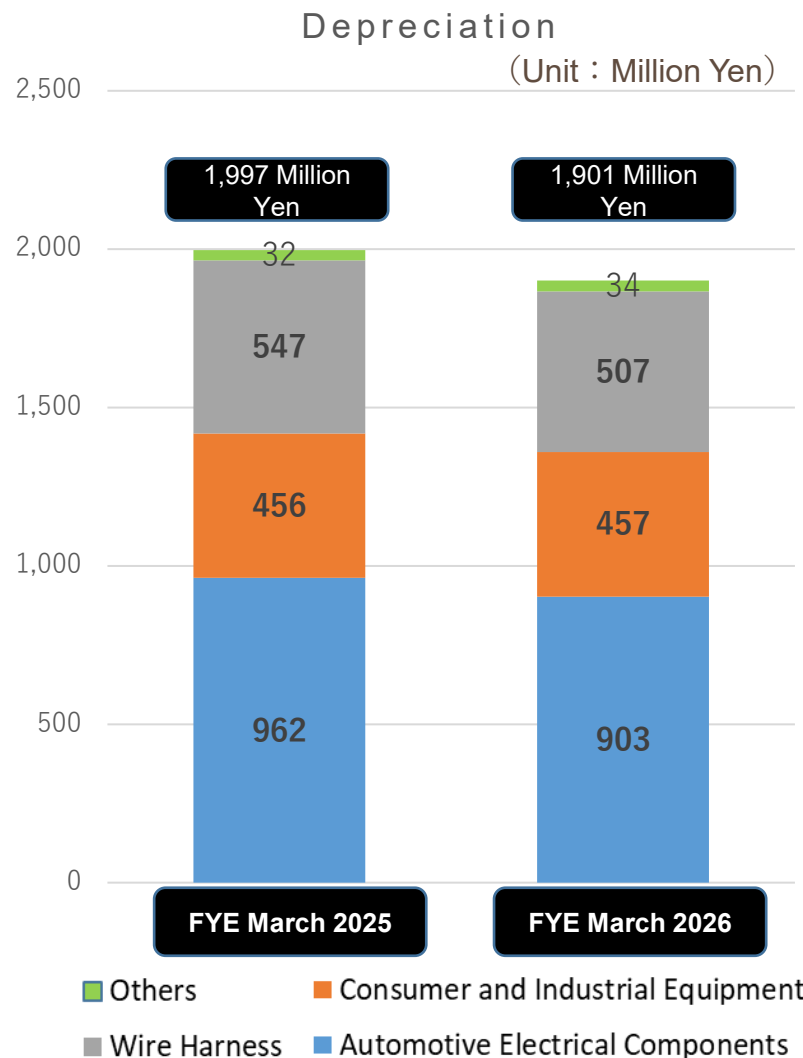
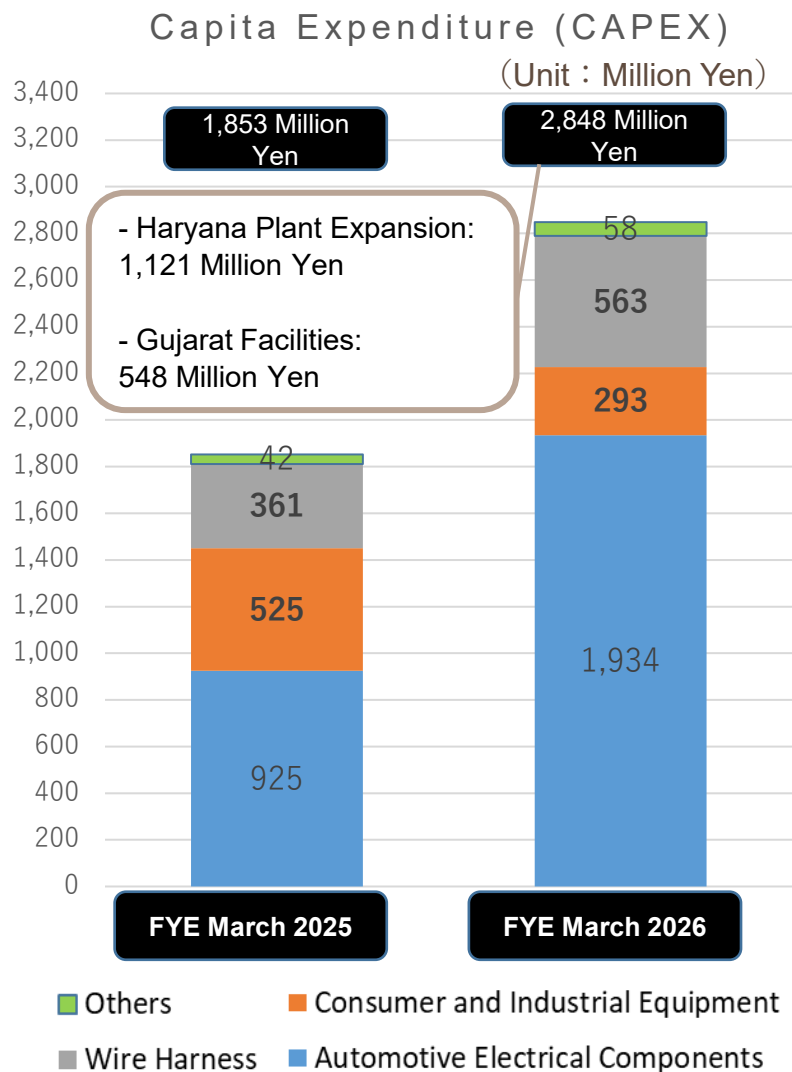


● Analysis of changes in consolidated Operating Profit (Country-wise)

(Unit : Million Yen)



● Consolidated Capital Expenditure (CAPEX) and Depreciation expense



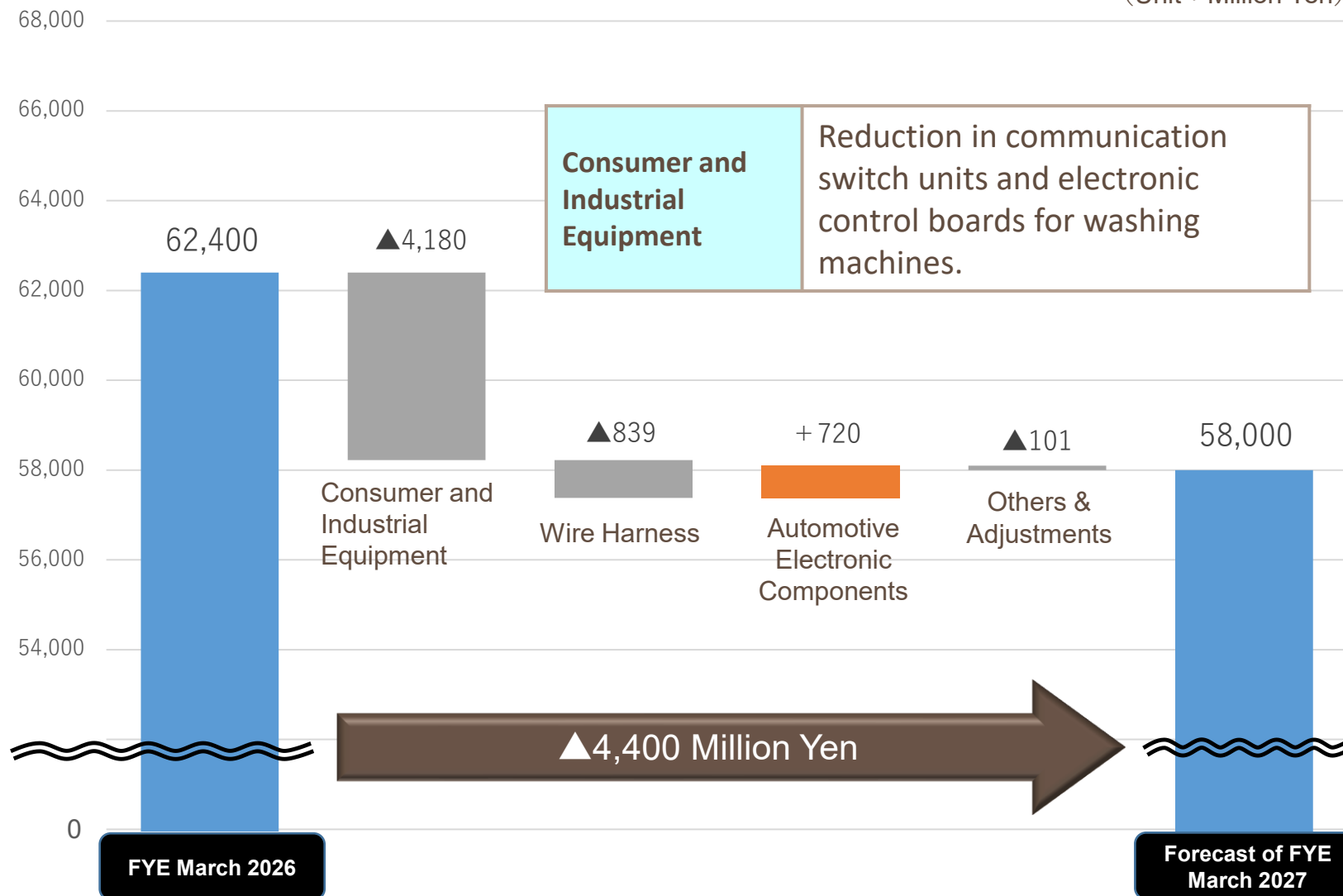
● Consolidated Overview

(Unit : Million Yen)

	FYE March 2026	FYE March 2027 Forecast	Difference	Difference %
Net Sales	62,400	58,000	▲4,400	▲7.1%
Operating Profits	1,302	1,000	▲302	▲23.2%
Ordinary Profits	1,326	1,000	▲326	▲24.6%
Profit Attributable to Owners of the Parent	712	700	▲12	▲1.7%
Earnings Per Share (Yen)	228.01	223.95	▲4.06	—

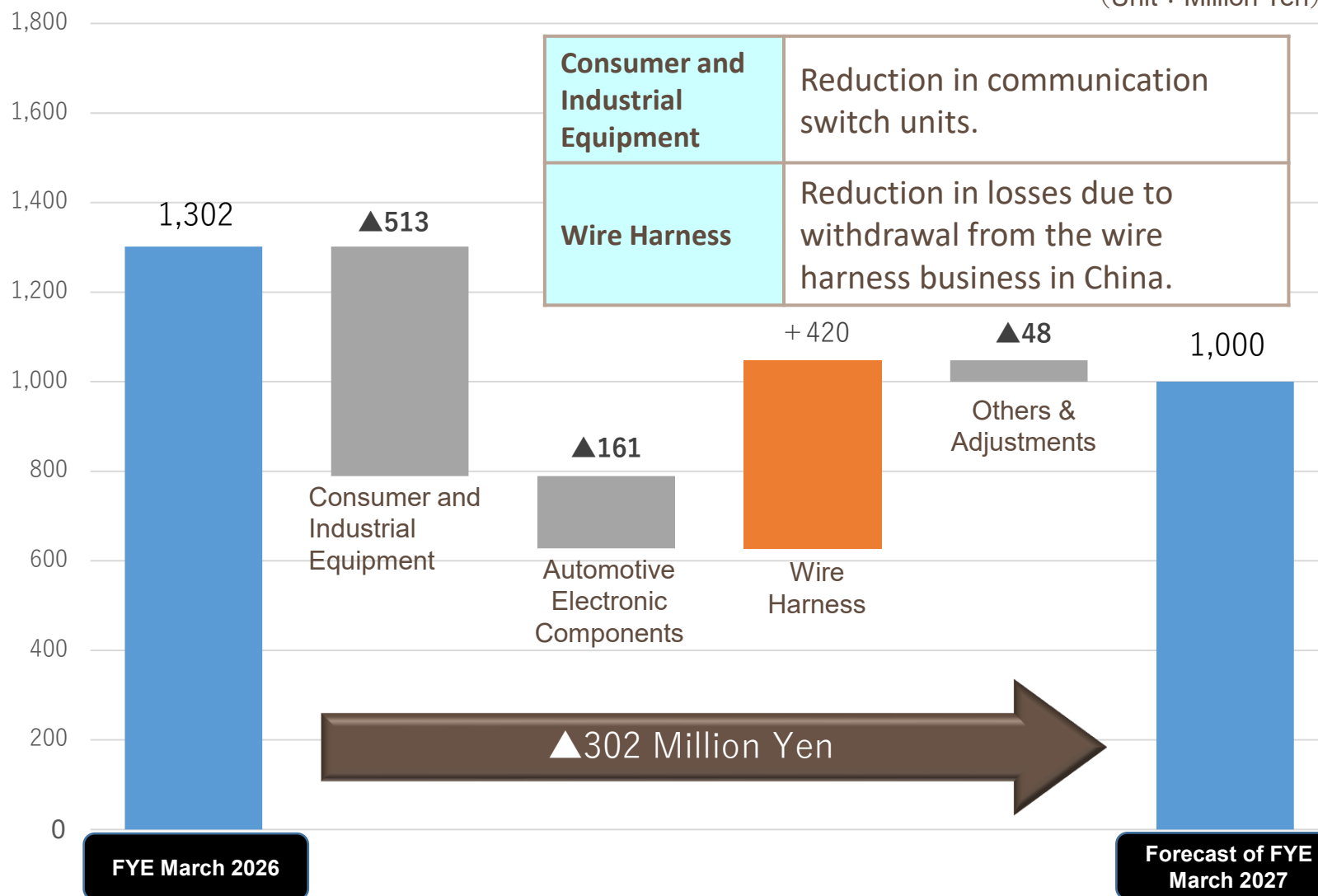
● Analysis of changes in consolidated Net Sales (Segment-wise)

(Unit : Million Yen)



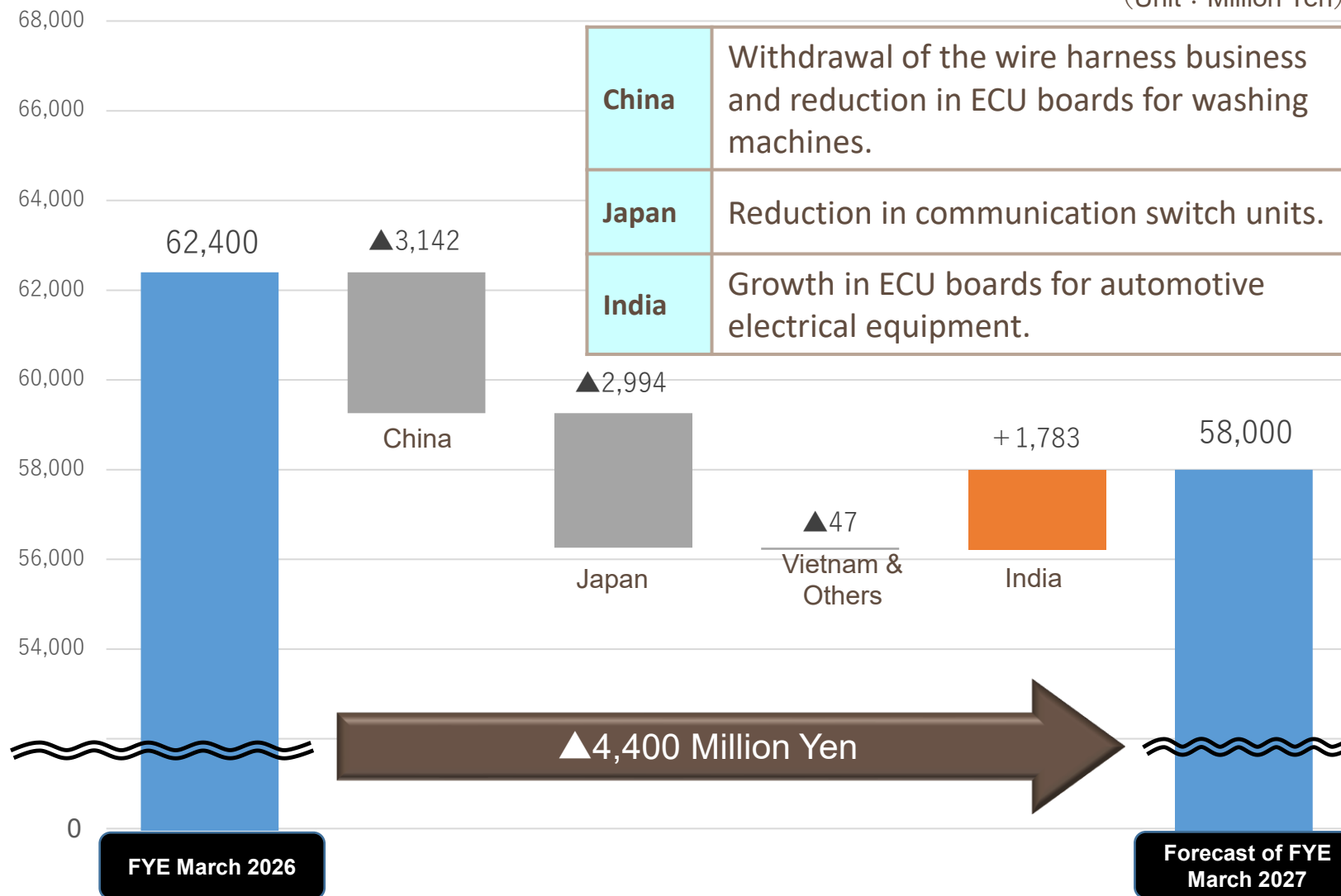
● Analysis of changes in consolidated Operating Profit (Segment-wise)

(Unit : Million Yen)



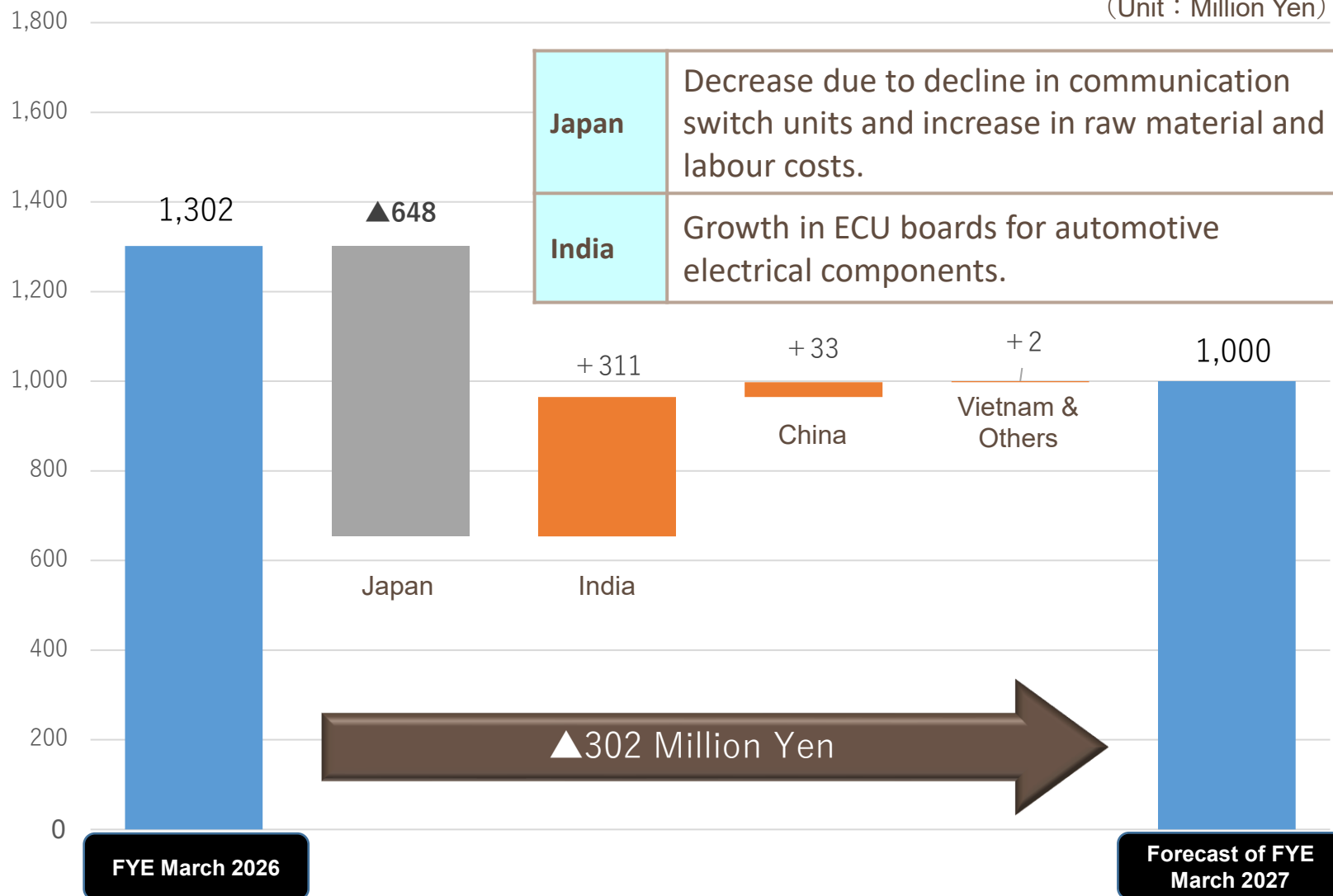
● Analysis of changes in consolidated Net Sales (Country-wise)

(Unit : Million Yen)



● Analysis of changes in consolidated Operating Profit (Country-wise)

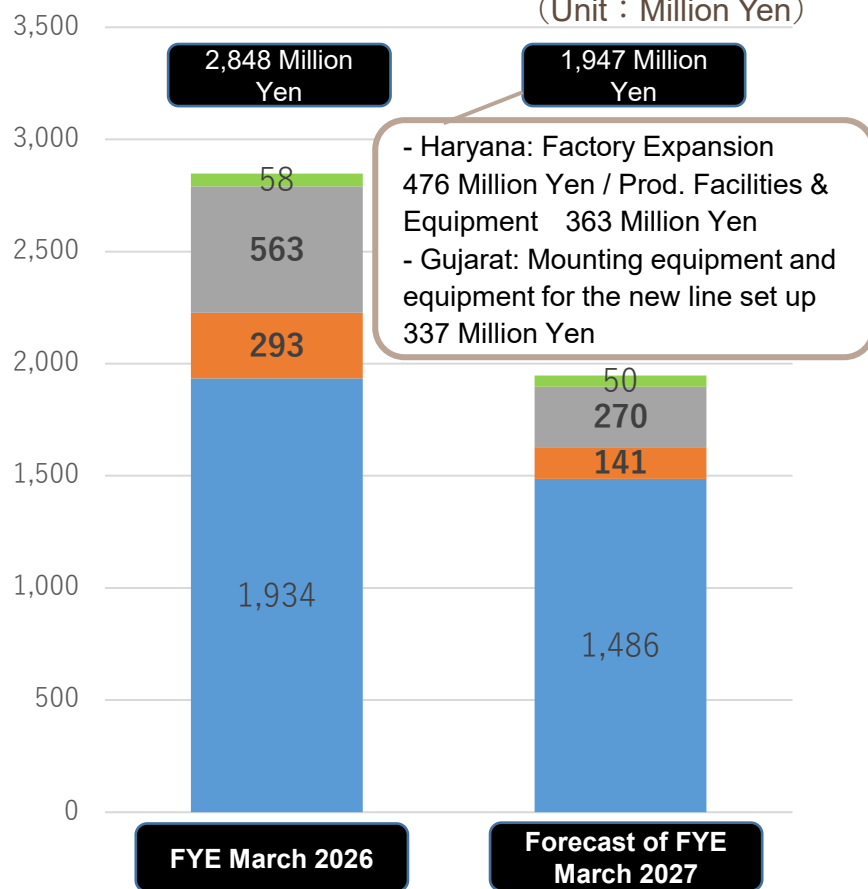
(Unit : Million Yen)



Consolidated Capital Expenditure (CAPEX) and Depreciation expense

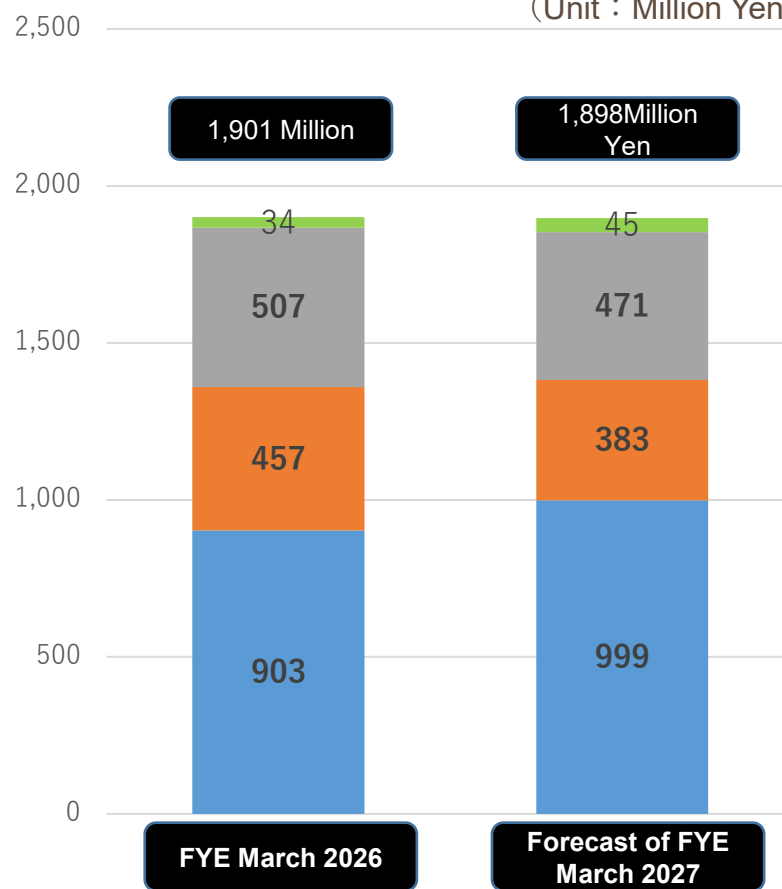
Capital Expenditure (CAPEX)

(Unit : Million Yen)



Depreciation

(Unit : Million Yen)



■ Others ■ Consumer and Industrial Equipment
■ Wire Harness ■ Automotive Electrical Components

■ Others ■ Consumer and Industrial Equipment
■ Wire Harness ■ Automotive Electrical Components

3. Progress Update on the Mid-term Management Plan

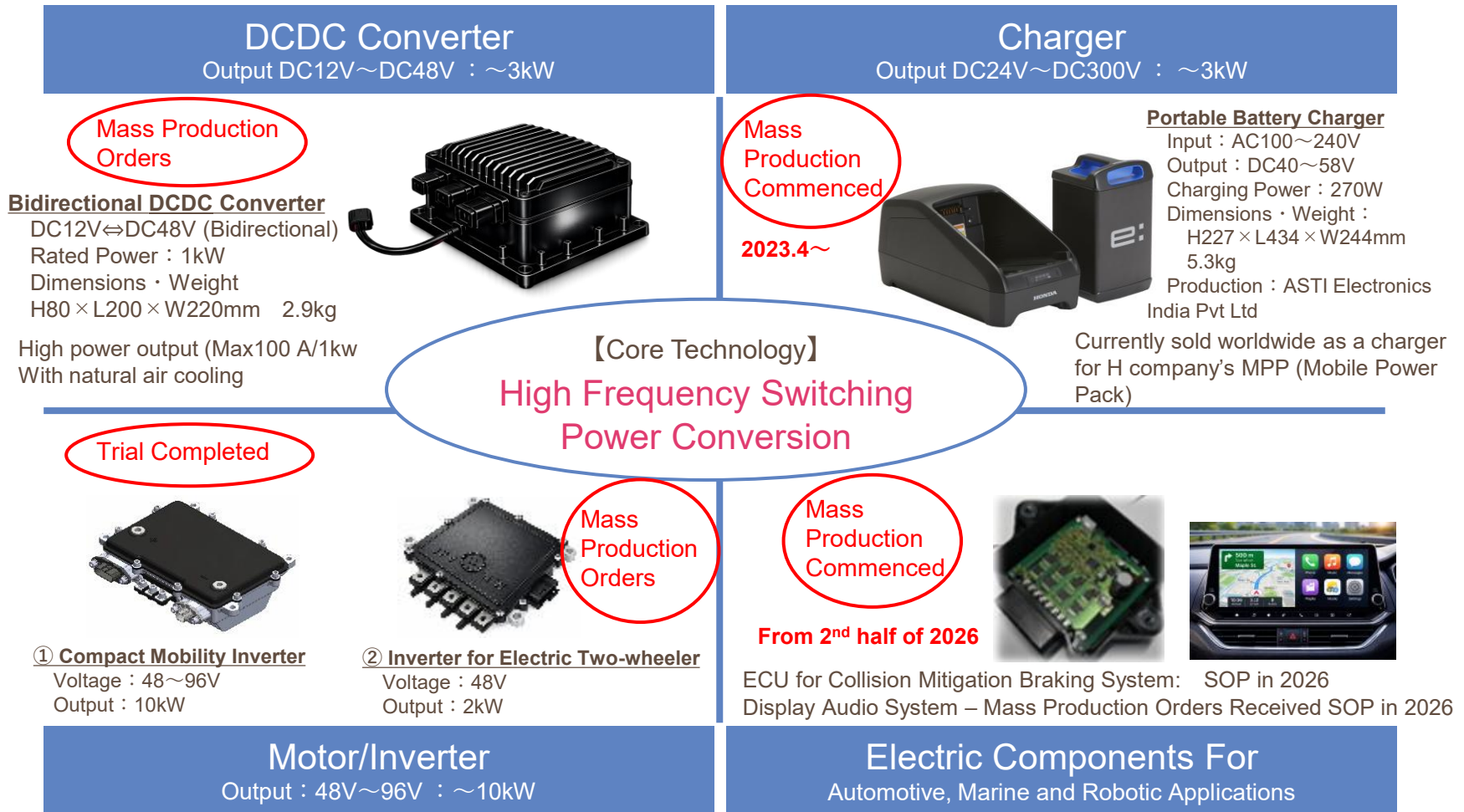


Mid-Term Management Plan

3-1. Key Initiatives

(1) Electronic Units Supporting the Transition to a Low-Carbon Society

~Promoting Initiatives in Preparation for Electrification~



(2) Wire Harnesses that “Connect” Critical Electronic Equipment

~Accelerating the Development of Proprietary Components~

Outboard Motor



2023.5~

Earth Plate

Ultrasonic Bonding of Cu & Al

Mass Production Commenced




2024.5~



2022.3~

Terminal Block

EV Bike




Mass Production Commenced



2022.3~

Outboard Motor



2025.8~



Wire Harness



2024.4~

Various EV Junction Blocks (Relay Boxes)

Motorcycle



Patent Acquired



Relay & Fuse Box for Motorcycles

~EV 4-wheeler BBM Initiative~

Development of a Fully Automated In-Line Ultrasonic Bonding Machine

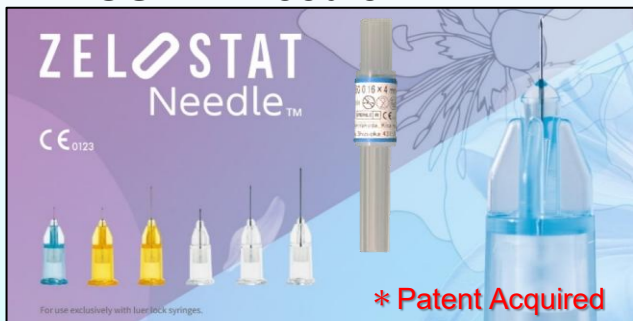
Prototype trial run completed



(3) New Business : Medical-Related Products

~Expansion into Medical Device Business~ Newly Launched Products

ZELOSTAT Needle



- Feb 2024 Start of sales in the EU
- Nov 2024 Obtained the First domestic medical device approval (35G:Φ0.16)
- Optimized Loaded Space (Reduced Residual Liquid)

ZELOSTAT Injection System



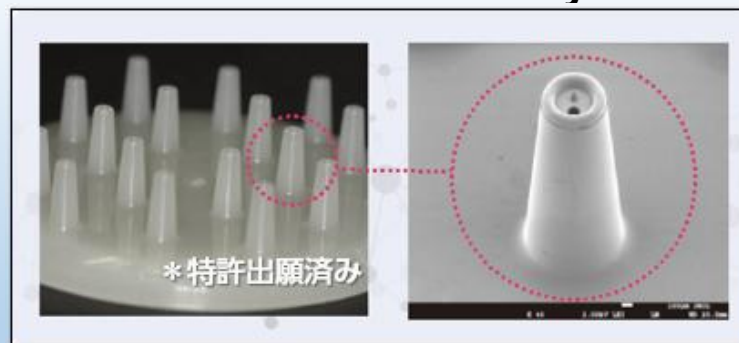
- Recipient of the Excellence Award at the 10th Minodzukuri Nippon Grand Award (Development Team)

ZELOSTAT Syringe



- Oct 2022 Start of domestic sales
- Optimized Loaded Space (Reduced Residual Liquid)

Cosmetic Microneedle Array



- May 2025 Start of sales
- Co-developed with the leading cosmetic manufacturer

(4) Overseas Business

Haryana (R&D▲Functions)

Gujarat

ASTI India Private Ltd. (A I P)

ASTI Electronics India Private Ltd. (A E I)

ASTI Electronics Corporation (A E C)

Zhejiang

Hangzhou

浙江雅士迪電子有限公司 (浙江)

杭州雅士迪電子有限公司 (杭州)

Vietnam

Hanoi

Da Nang (R&D▲)

Ho Chi Minh

ASTI Research and Development Vietnam Corporation (A R V)

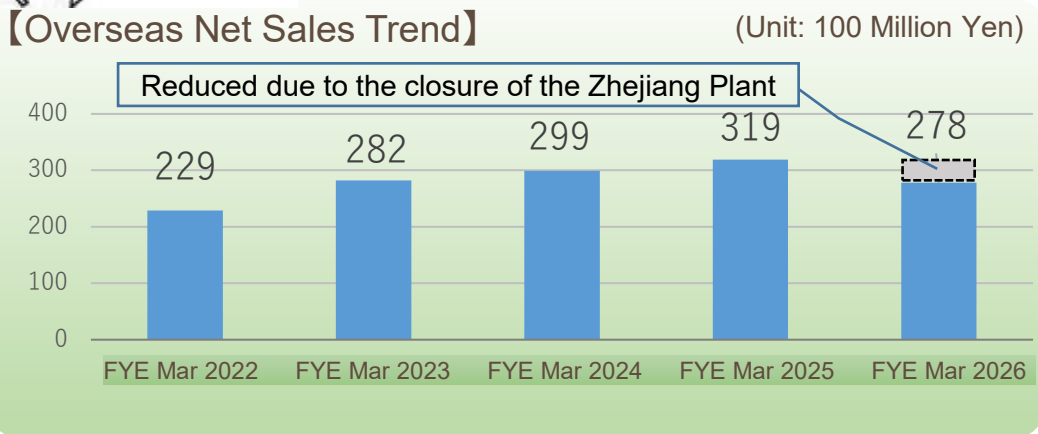
ASTI Electronics Hanoi Corporation (A E H)

Philippines

ASTI Manufacturing Philippines Inc. (A M P)

Established as a BCP site for the wire harness business. Operation commenced in May 2023.

R&D Department was established in ASTI Electronics India Private Ltd in August 2021.



3-2. Trends in Operating Results and Dividends



	FYE March 2022 (59 th Term)	FYE March 2023 (60 th Term)	FYE March 2024 (61 th Term)	FYE March 2025 (62 nd Term)	FYE March 2026 (63 rd Term)
Net Sales (Million Yen)	58,790	64,883	63,607	65,441	62,400
Operating Profit (Million Yen)	281	1,894	2,234	1,517	1,302
Operating Profit Margin (%)	0.5	2.9	3.5	2.3	2.1
Return on Equity (%)	1.5	9.4	9.8	6.5	5.3
Net Profit (Million Yen)	702	1,512	2,695	624	712
Return on Equity (%) ROE	3.8	7.5	11.9	2.7	2.9
Dividend per Share (Yen)	40	90	150	110	80
Dividend Payout Ratio - Operating Profit Basis (%)	44.5	14.9	21.0	22.7	19.2
Dividend Payout Ratio - Net Profit Basis (%)	17.8	18.6	17.4	55.0	35.1
Dividend on equity (%) (DOE)	0.7	1.4	2.1	1.4	1.0

- Dividends from FY61 onwards are based on 20% of consolidated operating profit.
- The dividend policy for the next mid-term plan is set out in the mid-term management plan (VISION 2030).